

JESUS GIVES
PEACE!

Advent Activities for Kids!

JESUS GIVES PEACE!

This Advent activity pack includes instructions and printables for a variety of hands-on learning experiences to help children understand the PEACE of Christmas and build anticipation for celebrating Jesus' birth. You can choose the ideas that best fit your teaching situation.

Key Word: Peace—calmness and freedom inside when I'm made right with God.

Key Phrase: Every week we'll have a phrase that goes along with the Advent teaching for the week. This week it's "Jesus gives peace!" You can use this phrase as you lead the related activities and throughout the week to reinforce and remember this truth.

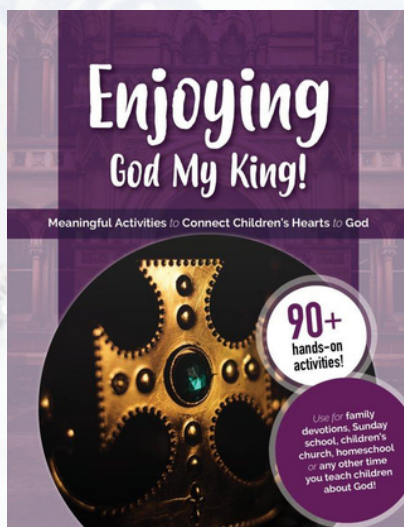
Key Verse: Isaiah 9:6 "For to us a child is born ... his name shall be called Wonderful Counselor, Mighty God, Everlasting Father, Prince of Peace."

Songs about Peace: Listen to one or more of these songs during the week as you light the candle and talk about how Jesus gives us peace.

- "Sing We the Song of Emmanuel" by Keith & Kristyn Getty
- "I Heard the Bells on Christmas Day" by Slugs and Bugs and/or Casting Crowns
- "Unto Us a Child is Born" by Slugs and Bugs

*YouTube rules specify that content on the site should only be accessed for personal, non-commercial use except where the owner has given prior written consent. This means you may use these suggested YouTube music videos with your family, but should ensure you have proper permission from the video owner prior to showing it in your church or other group setting.

Scripture quotations are from The ESV® Bible (The Holy Bible, English Standard Version®), copyright © 2001 by Crossway, a publishing ministry of Good News Publishers. Used by permission. All rights reserved.



More Ideas from Enjoying God My King!

The following ideas from this FREE activity guide could be used to help children understand why and how **Jesus gives peace**.

- Guess What's Next! Game (pg. 43)
- The Impossible Story (pg. 46)
- Before & After Matching Game (pg. 47)

Download a FREE copy at TruthsumWords.com or KidsEnjoyingJesus.com. Printed books are available for purchase from Amazon.

Lesson: Jesus Gives PEACE!

Prepare: Jesus Gives Peace! printable for each child, Bible, pencils or crayons

Do: Have the children finish drawing five of the faces to show what it looks like to feel afraid, confused, hurt, angry, and sad.

Say: During this year, were there times when you felt this way? That's nothing new. Ever since the first people brought sin into God's world, people have suffered, hurt, and wished things could be different.

God's people, the Israelites, were often confused and uncertain. Some of their troubles came because they worshipped fake gods instead of the one real God. Some of their troubles were because people hated them. Sometimes there were wars, sometimes their kingdom was attacked and they were slaves to other countries. So many bad things happened! They wished for and wanted peace with God and peace inside.

God told one of his prophets, Isaiah, that he would send someone who could give peace. (Read Isaiah 9:6-7.) God promised to send the "Prince of Peace!" He would be in charge of peace and bring peace to all who turned to him. God told Isaiah another name for the Prince of Peace. Listen to this verse and see if you hear it. (Read Isaiah 7:14.) Immanuel means, "God with us." This special person would come to be with us and bring us peace. Many years after God gave Isaiah those messages, Jesus was born in Bethlehem.

Jesus is the Prince of Peace. He can give us peace with God because he is the only one who can take away our sins. (Read Colossians 1:20.) He came to bring peace to our hearts even when things are going wrong all around us. This kind of peace is a calmness and freedom inside when you're made right with God.

Do: Have children finish drawing the rest of the faces to show what it looks like to have this kind of peace. Light the candles of hope and peace and say, "As we light the candle of peace, we remember Jesus is with us to give us peace with God that lasts forever. Even when life is difficult, Jesus can give us peace. Say with me, 'Jesus gives peace!'"




Key Word Craft: PEACE

Prepare: Peace Key Word Craft printable, craft supplies

Do: Decorate the word "PEACE" while you discuss what it means that Jesus gives peace. Hang it somewhere your family can see it all week.

Discussion Questions:

1. Why do we need Jesus in order to have peace with God?
2. Why do you think Jesus is called the Prince of Peace?
3. How can Jesus give you peace in your life right now?
4. Have you believed in Jesus to save you from sin and give you peace with God?



Key Verse: Isaiah 9:6

Isaiah 9:6 "For to us a child is born ... his name shall be called Wonderful Counselor, Mighty God, Everlasting Father, Prince of Peace."

Prepare: Isaiah 9:6 Coloring Page, crayons or colored pencils, Bible

Say: What is your first, middle and last name? On the count of three, shout it out! Do you have any other names besides those names? Our verse for this week is full of names that all describe who Jesus is.

Do: Read Isaiah 9:6 from your Bible and from the coloring page. Discuss the questions below to consider the meaning of the verse while you decorate the verse coloring page.

Discussion Questions:

- How many names for Jesus do you hear in this verse? (*Wonderful Counselor, Mighty God, Everlasting Father, Prince of Peace*)
- Why is Jesus called Wonderful Counselor? (*A counselor helps people with their problems and struggles. Jesus is the very best counselor because he can fix our problem of sin and help us every day.*)
- How does Jesus show he is the Mighty God? (*His miracles, death and resurrection, and eternal reign.*)
- Why is Jesus called "Everlasting"? (*He has no beginning or end.*)
- How is Jesus the Prince of Peace? (*Jesus gives us peace with God when we trust in him. He gives calmness and freedom in our hearts.*)



Do: Play the King's Orders! Bible Verse Game (below) to repeat the verse and help children remember it in a fun way.

King's Orders! Game

Prepare: King's Orders! Verse Game printable, shiny gift box/bag

Say: Jesus is a great King of all kings and the Prince of Peace. We're going to play a game where you get to pretend to be kings giving silly orders to help us learn this verse about Jesus being the greatest King ever!


Do: Print the King's Orders! Verse Game, cut the cards apart and put them in a shiny "royal" gift bag or box. Have children take turns pretending to be the king (or queen) by holding a pretend scepter, wearing a crown, or sitting on a chair designated as the throne as they grab a card from the container and "order" everyone else to say the verse in the manner written on the card.



Key Word Activity: PEACE

Prepare: building blocks, Peace Definition Printable

Do: Have the children use building blocks to form the word "peace". While you're playing, review what they have learned about the peace that Jesus gives. You can also repeat the Key Phrase ("Jesus gives peace!") together while you use blocks to form the shapes of a heart and a cross to remind you of what Jesus did to give peace with God to all who believe in him.



Peace Ornament Craft



Prepare: Peace Ornament Craft printable, crayons or colored pencils

Do: Using the provided printable, decorate the "peace" ornament and hang them on your Christmas tree (or wherever you want to hang them) as a reminder that Jesus gives peace.

Peace to Troubled Hearts

Prepare: Peace to Troubled Hearts ornament printable, pencils, craft supplies

Do: Give each child a heart ornament and instruct them to write their worries on the heart and then decorate it with crayons, stickers, or other craft supplies.

Say: When our hearts are troubled and worried, we want peace. We want to know that someone cares and that someone can make things right. Jesus is the Prince of Peace. He cares about the things that trouble you more than you will ever know. Sometimes Jesus will make everything right. Other times, Jesus will bring peace to our hearts even when things are still going wrong. He wants us to bring the things that trouble our hearts to him. He wants you to trust him with them. (Read 1 Peter 5:7.) You can hang your paper heart in your window or on the Christmas tree. When you're tempted to worry about these things, go to Jesus and ask him to give you peace about them. (Close in prayer.)



Object Lesson: Peace with God

Prepare: Peace with God printable, rectangular red paper with PEACE written on it, pencil, tape, Bible

Say: This crown represents God because he is the King of everything! He made everything and loves everyone. His love is more amazing than we could ever imagine. This stick person represents you and me. *(If desired, you could draw enough stick figures to represent the people in your family or class.)*

When God made the first people, his wonderful plan was that he and the people would be close friends forever. Another word for that is “fellowship”—a deep, lasting, good friendship. God made people to live in fellowship with him. But then those people decided they didn’t trust God’s good heart, and they disobeyed God. When that happened, their fellowship was broken. *(Draw a vertical line between the heart and stick figure(s).)*

Now there was a wall of separation between God and people. Did God still love the people he had made? Absolutely! But sin broke their beautiful fellowship. Nothing would be the same. People would now be born, and someday die. Sickness and pain were part of life. Every person born would be born out of fellowship with God—this includes you and me. We are born not being right with God because we are born with sin already in our hearts.

But even before the first people sinned, God had already made a plan to rescue them! He would send someone to make peace between God and people. Someone who would bring fellowship back between God and man. The Bible tells us, (read 1 Timothy 2:5). Jesus lived a perfect life—he is the only one who is completely without sin! He then died a terrible death—he allowed himself to be hurt, bleed, and die for our sins—to bring us back into fellowship with God. (Read Colossians 1:20.)

Jesus did this so there could be peace between God and people. *(Take a piece of red paper with the word “peace” written on it and tape it horizontally across the vertical line to show how Jesus brings peace.)* Jesus came back to life on the third day. He is the only one who can take away your sin and make peace between you and God. *(Read Acts 16:31 and invite children to talk to you if they want to talk about having peace with God.)*



Peaceful Puzzles

Prepare: Bible, Christmas cards, permanent markers, child-safe scissors

Do: Cut the decorative front cover off the Christmas cards (if desired, use old cards from the previous year) ahead of time. Let the children use permanent markers to copy Romans 5:1b onto the front of a Christmas card and then use the scissors to cut the card into a puzzle. Have them exchange puzzles with someone else, assemble them, and say the verse together. Discuss the meaning of the verse and thank Jesus for coming to give us peace with God.

Cookie Conversations

Prepare: cookie ingredients (or store-bought unfrosted sugar cookies), frosting, sprinkles, plates, napkins, plastic knives, and other baking/decorating supplies

Do: Let the children help you make and decorate Christmas cookies. As you make and eat your treat, ask questions to connect with the children and also review what they've learned about the peace Jesus gives.

Discussion Questions:

- What's your favorite kind of cookie?
- Do you think there will be cookies in Heaven?
- What's your favorite color of frosting?
- Can you use frosting or sprinkles to write "peace" on a cookie?
- Do you remember what peace means?
- What have you learned about Jesus giving us peace?
- Do you have any questions about peace and what it means?
- How does knowing Jesus give us peace?
- Can you think of times Jesus had peace even when bad things happened to him?
- Can you use frosting and sprinkles to make a peaceful face on one of the cookies?



Fruit Cup Conversations

Prepare: red and green grapes, sliced red and green apples, blueberries, orange slices, small clear plastic cups, stickers


(This is a healthier alternative to the cookie conversations activity. This option is a fun way to include children with food allergies or simply because you'd prefer a healthier snack.)

Do: Let each child decorate a plastic cup with fancy stickers and then choose and arrange brightly colored pieces of fruit inside their cup to make it pretty. As they make and enjoy their Christmas fruit cups, ask questions to build relationships and review what they've learned about Jesus, the Prince of Peace.

Discussion Questions: Use the questions about peace from the previous activity, but replace the cookie questions with fruit questions.

- What's your favorite kind of fruit?
- Are there any kinds of fruit you don't like?
- Can you think of Bible stories that have fruit in them?
- What kinds of fruit do you think Jesus ate when he was on earth?







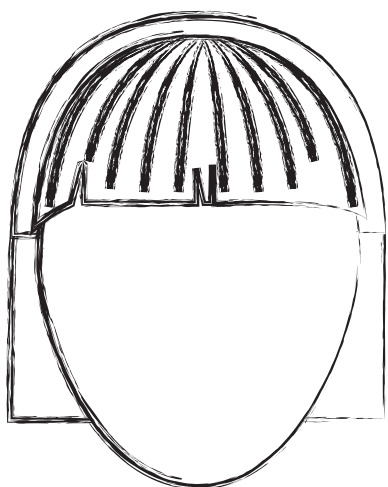

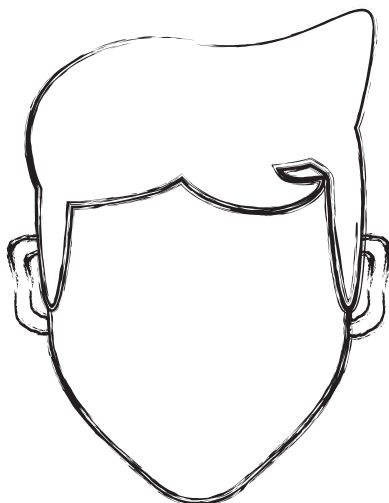




JESUS GIVES
PEACE!


PEACE



calmness and
freedom inside
when I'm made
right with God

JESUS GIVES PEACE!






KING'S ORDERS! BIBLE VERSE GAME



Close one eye and hop
while saying the verse!



Clap behind your back
while saying the verse!




Tiptoe and
whisper while
saying the verse!

Take a deep
breath then
say the verse!




Stand on one foot and nod
while saying the verse!





March in place while
saying the verse!



Speak deeply and
slowly while
saying the verse!



Stomp like a dinosaur
while saying the verse!



For to us a child is born...



and his name shall be called

Wonderful Counselor, Mighty God,

Everlasting Father, Prince of

PEACE.

ISAIAH 9:6 ESV

