



JESUS GIVES
LOVE!

Advent Activities for Kids!

JESUS GIVES LOVE!

This Advent activity pack includes instructions and printables for a variety of hands-on learning experiences to help children understand the LOVE of Christmas and build anticipation for celebrating Jesus' birth. You can choose the ideas that best fit your teaching situation.

Key Word: Love—God's forever care and kindness that I do not deserve.

Key Phrase: Every week we'll have a phrase that goes along with the Advent teaching for the week. This week it's "Jesus gives love!" You can use this phrase as you lead the related activities and throughout the week to reinforce and remember this truth.

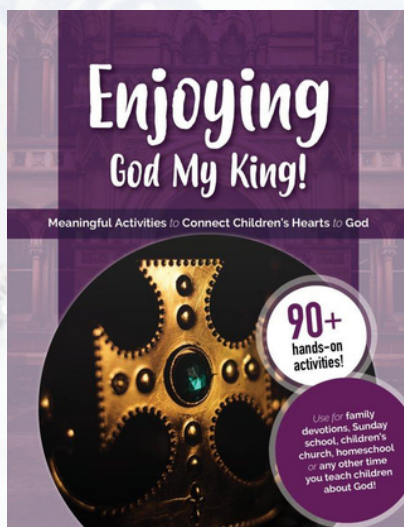
Key Verse: 1 John 4:10 "In this is love, not that we have loved God but that he loved us and sent his Son."

Songs about Love: Listen to one or more of these songs during the week as you light the candle and talk about how Jesus gives us love.

- "O Come All Ye Faithful"
- "Away in a Manger"
- "Christmas Around the World" by Slugs and Bugs

*YouTube rules specify that content on the site should only be accessed for personal, non-commercial use except where the owner has given prior written consent. This means you may use these suggested YouTube music videos with your family, but should ensure you have proper permission from the video owner prior to showing it in your church or other group setting.

Scripture quotations are from The ESV® Bible (The Holy Bible, English Standard Version®), copyright © 2001 by Crossway, a publishing ministry of Good News Publishers. Used by permission. All rights reserved.



More Ideas from Enjoying God My King!

The following ideas from this FREE activity guide could be used to help children understand why and how **Jesus gives love**.

- Rescue Plan Scavenger Hunt (pg. 50)
- The King Died for You (pg. 51)
- Kingdom Kindness Kit (pg. 68)

Download a FREE copy at TruthsumWords.com or KidsEnjoyingJesus.com. Printed books are available for purchase from Amazon.

Lesson: Jesus Gives LOVE!


Prepare: Bible or storybook Bible. Print and cut apart the Jesus Gives Love! printable questions and put them at the bottom of a box. Fill the the rest of the box with snacks for the children and gift wrap it ahead of time.

Say: Show the wrapped gift and say... Do you like to receive gifts? Many people give each other gifts at Christmas when we celebrate the birth of Jesus, God's promised Savior King. This reminds us that God loves us and gave his Son to be our Savior. Let's read about it while we play a game. Listen carefully for the names of people and places in the story. When you hear a name, pass the gift to the next person.

Do: Read the Christmas story from Luke 2:1-20 or from a children's storybook Bible as the children pass the gift from one person to the next each time a place (Nazareth, Bethlehem, etc.) or character (Mary, angels, shepherds, etc.) is mentioned. When the story is finished, open the gift and enjoy the snacks while the children take turns grabbing questions from the bottom of the gift box and discussing how Jesus' birth displayed God's love.

Say: Jesus coming to earth as a baby was the greatest act of love ever. He could have stayed in Heaven, but he chose to become a tiny, helpless human baby boy so that you and I could be brought back into fellowship with God. Jesus doesn't just give love... he is love! (Read 1 John 4:8b.) Love is who Jesus is. He showed this epic love by dying on the cross and coming back to life to make the only way for you to be saved from sin.

Do: Light the candles of hope, peace, joy, and love as you say, "This week we remember that Jesus showed us the greatest love because he *is* love. Say with me, 'Jesus gives love!'" Pause for a moment and have children pray "sentence prayers" thanking Jesus for coming to earth as a baby to show us God's love.



Key Word Craft: LOVE



Prepare: Love Key Word Craft printable, craft supplies

Do: Decorate the word "LOVE" while you discuss what it means that Jesus gives love. Hang it somewhere your family can see it all week.

Discussion Questions:

1. What do you think most people think of when they hear the word love? How is their definition different from God's?
2. Which Bible characters or Bible verses teach us about love?
3. Why does God love us?
4. Is there someone you can tell about God's love this Christmas?

Key Verse: 1 John 4:10

1 John 4:10 "In this is love, not that we have loved God but that he loved us and sent his Son."

Prepare: 1 John 4:10 Coloring Page, crayons or colored pencils, Bible

Say: Christmas is lots of fun for many reasons (presents, food, family, etc.) but the real reason for Christmas is LOVE. The love that caused God to give his Son for our sins.

Do: Read 1 John 4:10 from your Bible and from the coloring page. Discuss the questions below to consider the meaning of the verse while you decorate the verse coloring page.

Discussion Questions:

- Who loved first? God or us? (*God*)
- How is God's love better than our love? (*God's love is perfect, powerful, and eternal even though we don't deserve it.*)
- How did God show that he loves us? (*He sent his Son to earth as the Savior who would take the punishment for our sins.*)
- Who is God's Son? (*Jesus*)
- What did Jesus do to show how much he loves us? (*Jesus died on the cross and rose again on the third day so we can have our sins forgiven and be with God forever!*)

Do: Play the Nativity Charades Bible Verse Game (below) to repeat the verse and help children remember it in a fun way.



Nativity Charades Game

Prepare: print and cut apart the Nativity Charades Game printable

Do: Hold the Nativity Charades pictures so the children can't see the characters and let them take turns choosing a card and leading everyone in saying the verse while pretending to be the Bible character pictured on the card. After each turn, shuffle the cards and play again.

- Mary—Pretend to hold and rock a baby
- Joseph—Pretend to travel to Bethlehem
- Shepherd—Pretend to pet a fluffy sheep
- Wise Men—Pretend to wrap a fancy gift



Key Word Activity: LOVE

Prepare: glow sticks, Love Definition printable

Do: Have the children use glow sticks to form the word "love". While you're playing, review what they have learned about the love that Jesus gives. Afterward, turn off the lights, say the Key Phrase ("Jesus gives love!") and use the glowsticks to illuminate and read the kid-friendly definition of love from the Love Definition printable.



Love Ornament Craft



Prepare: Love Ornament Craft printable, crayons or colored pencils

Do: Using the provided printable, decorate the "love" ornament and hang them on your Christmas tree (or wherever you want to hang them) as a reminder that Jesus gives love.

God's Love Bible Drills

Prepare: God's Love Bible Drills printable, Bibles for kids, pen for keeping score (optional)

Do: Print the Bible drill questions about God's love ahead of time. Ask the Bible drill questions and have kids race to locate each Scripture reference and find the answer in their Bible. Depending on the age and skill level of the children in your group, you may choose to have them play individually or as teams. After they find each verse, have everyone shout, "Jesus gives love!" together.

Q: According to John 3:16, who does God love?

A: God loves the world (the people in the world).

Q: According to Romans 5:8, how does God show His love for us?

A: While we were still sinners, Christ died for us.

Q: According to Jeremiah 31:3, how long will God love you?

A: God's love is everlasting.

(More questions are included in the God's Love Bible Drills printable.)



Christmas Tree Offering



Prepare: Christmas Tree Offering printable, coins, tape

Do: Start a tradition of having your children save up coins for a missions project and as Christmas approaches you can print a picture of a Christmas tree and let them color it and tape coins to it as decorations. They can give the finished trees to your church or a ministry as their own love-gift to God.

Birthday Party for Jesus

Prepare: cake, frosting, balloons, party streamers, party food, special party plates, etc.

Do: Have a birthday party for Jesus during the week before Christmas (or Christmas Eve or Christmas Day). As you enjoy your party, ask questions to connect with the children and also review what they've learned about the love Jesus gives.

Party Ideas:

- A birthday cake—Involve the whole family in planning, baking, and decorating this very special birthday cake! Use sprinkles, candies, and colors to really get creative and have fun. And of course, eat the cake!
- Decorations—Let the children help decorate with colorful balloons and party streamers.
- Sing or listen to Christmas carols— If your family is musical, bring out the instruments and sing together. Or put on your favorite Christmas playlist and have a dance party in the living room. Rejoice that Jesus is born!
- Games—use games from this activity guide or make up your own to play and have fun at this birthday party.
- Gifts—Brainstorm a creative way to "give a gift" to show your love for Jesus. Perhaps you could give to a missions project or collect food and gifts for a family in need.

Discussion Questions:

- What do you like most about parties?
- Why is Jesus' birth something worth celebrating?
- Why do many people give gifts to each other on Jesus' birthday?
- How did God show love to people when Jesus was born?
- How is God's love the best kind of love in the universe?
- How did Jesus show his love for us when he grew up?
- How can you show God's love to someone else this week?
- What could you sing or pray to God to thank him for his love?





JESUS GIVES
LOVE!



LOVE



God's forever
care & kindness
that I do not
deserve.



JESUS GIVES LOVE!

Instructions: Print and cut apart the questions. Wrap them up in a gift box with snacks ahead of time for the Jesus Gives Love! lesson. When instructed during the lesson, open the gift and enjoy the snacks with the children while they take turns grabbing and discussing questions from the gift box.

Why was Jesus born?

How was Jesus' birth less fancy than most kings?

How was Jesus' birth more special than most kings?

How did God show his love to the world?


How did God show his love to Mary and Joseph?

How did God show his love for the shepherds?

How did the way Jesus was born show love for poor people?

Why did the angel say the birth of Jesus was "good news"?

What could you say to thank God for giving his love to you?





In this is **LOVE**,
not that we have loved
GOD but that
he loved us and sent
HIS SON...

1 JOHN 4:10 ESV



Wise Men—Pretend to wrap a fancy gift




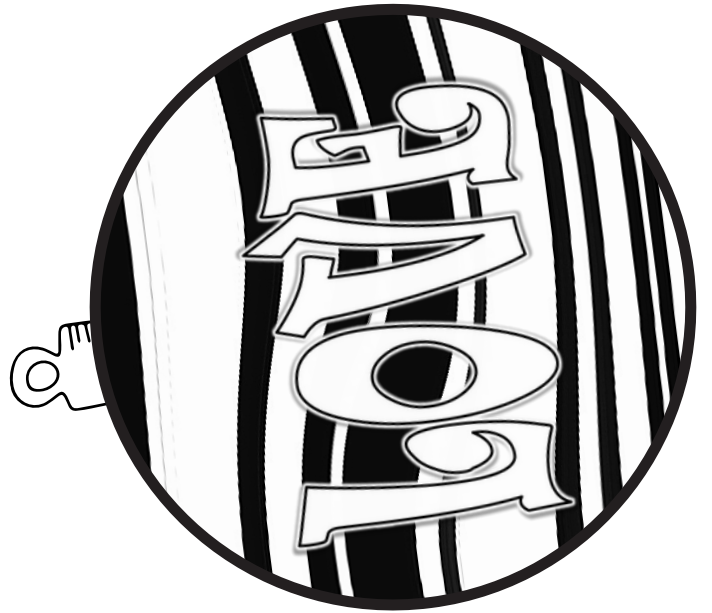
Joseph—Pretend to travel to Bethlehem



Shepherd—Pretend to pet a fluffy sheep



Mary—Pretend to rock a baby to sleep



GOD'S LOVE

BIBLE DRILL GAME

Instructions: Ask these Bible drill questions and have kids race to locate each Scripture reference and find the answer in their Bible. Depending on the age and skill level of the kids in your group, you may choose to have them play individually or as teams. After they find each verse, have everyone shout, "Jesus gives love!" and briefly discuss what each verse shows us about God's love.

Bible Drill Questions:

Q: According to John 3:16, who does God love?

A: God loves the world (the people in the world).

Q: According to Romans 5:8, how does God show His love for us?

A: While we were still sinners, Christ died for us.

Q: According to Jeremiah 31:3, how long will God love you?

A: God's love is everlasting.

Q: According to Romans 8:38-39, what can separate God's children from His love?

A: Nothing can separate us from the love of God that is in Christ Jesus.

Q: According to 1 John 4:19, why are we able to love God?

A: We love Him because He first loved us.

Q: According to Psalm 63:3, what is God's love better than?

A: God's love is better than life.

Q: According to 1 Corinthians 16:14, how should love change the things we do?

A: We should do everything in love.

Q: According to Matthew 22:37-38, what is the greatest commandment?


A: Love the Lord your God with all your heart, soul, and mind.

Q: In John 14:15, what does Jesus say we will do if we love Him?

A: We will keep (obey) His commandments.

Q: How does Matthew 22:39 say you should love your neighbor?

A: You shall love your neighbor as yourself.



**For God so loved the world,
that he gave his only Son,
that whoever believes in him
should not perish but have
eternal life. John 3:16 ESV**

If you want to give money as a Christmas gift to God, decorate this Christmas tree with money by taping coins on its branches. (Please DO NOT use glue.)